

**GROVE**

ROHRBAUM DRUCKLUFT FAHRGESTELL


PIPE SYSTEM; COMPRESSED AIR SYSTEM, CHASSIS

BILDTADEL  
PICTORIAL DISPLAY**GMK4080-3**

12.21

**4271678-ETL C**

1/4



4271678-C-BL01-1221-0000

**GROVE**<sup>®</sup>

ROHRBAUM DRUCKLUFT FAHRGESTELL

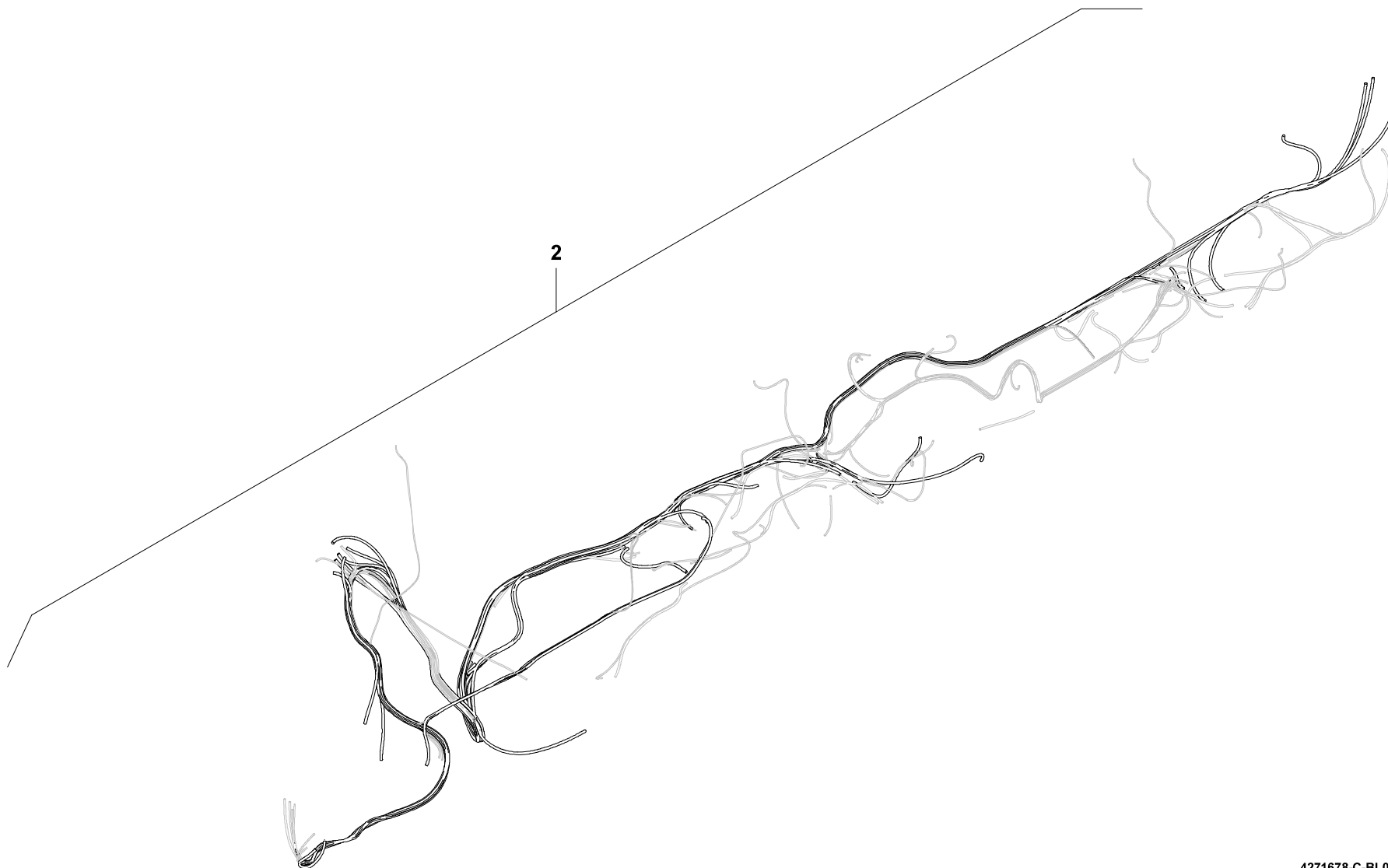
PIPE SYSTEM; COMPRESSED AIR SYSTEM, CHASSIS

BILDTADEL  
PICTORIAL DISPLAY**GMK4080-3**

12.21

**4271678-ETL C**

2/4



**GROVE**

ROHRBAUM DRUCKLUFT FAHRGESTELL

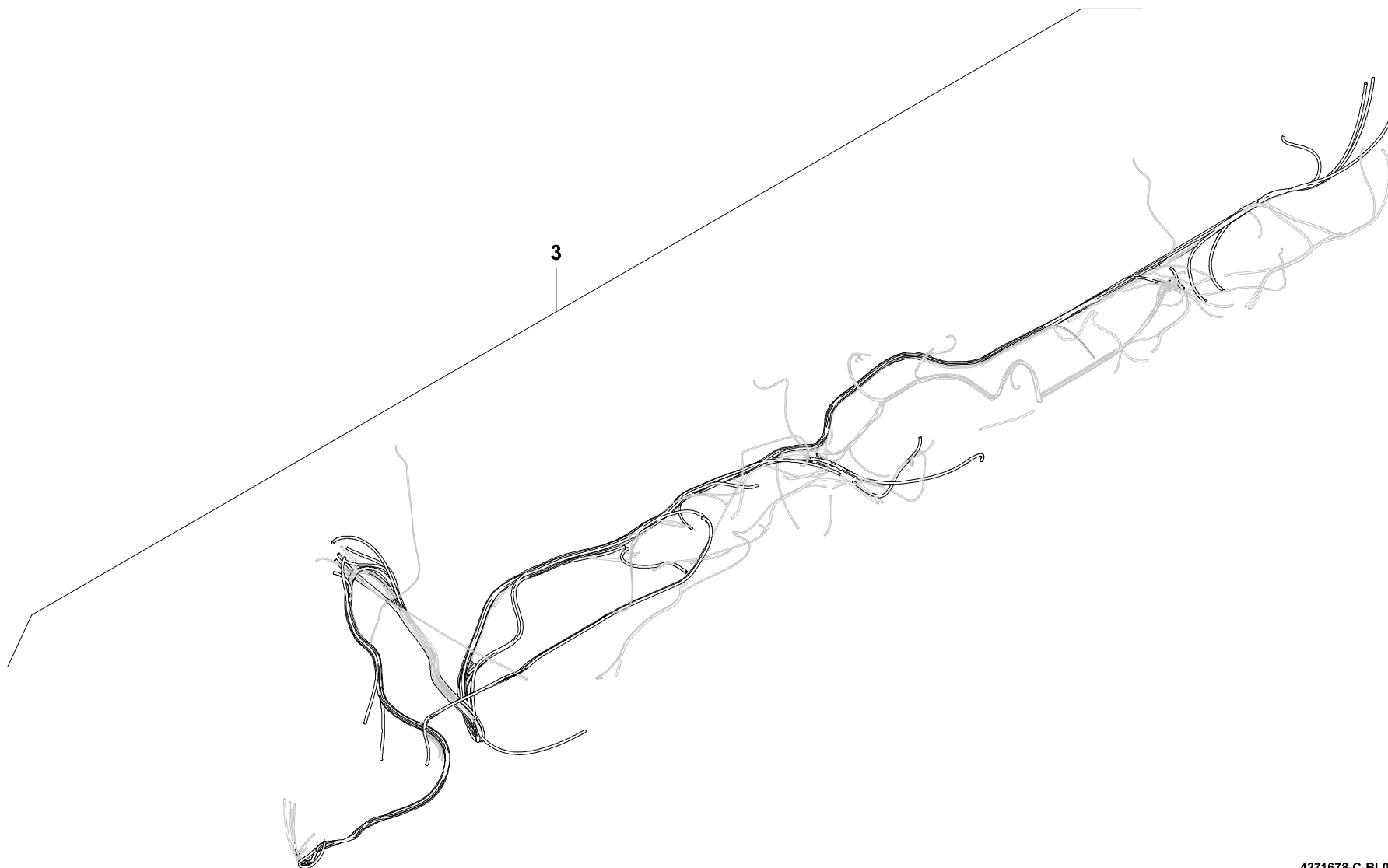
PIPE SYSTEM; COMPRESSED AIR SYSTEM, CHASSIS

BILDTADEL  
PICTORIAL DISPLAY**GMK4080-3**

12.21

**4271678-ETL C**

3/4



**GROVE**<sup>®</sup>

ROHRBAUM DRUCKLUFT FAHRGESTELL

PIPE SYSTEM; COMPRESSED AIR SYSTEM, CHASSIS

BILDТАFEL  
PICTORIAL DISPLAY**GMK4080-3**

12.21

**4271678-ETL C**

4/4

